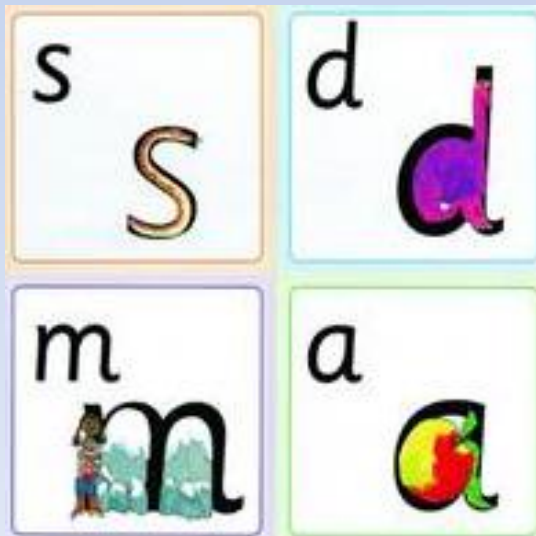




Charlton-on-Otmoor Phonics Parent Meeting

Tuesday 10th November
2020





Read, Write, Inc.



'Read, Write Inc.' is a literacy programme by Ruth Miskin.

The whole programme covers phonics, reading, writing and spelling and can be used across EY, KS1 and KS2.

Since September 2019 we have been using the RWI literacy programme to teach phonics in the FSU and Year 1/2

Why



Phonics?

Read storybooks and non-fiction books closely matched to their developing phonic knowledge

Read with fluency and expression

Learn to spell using known sounds

Write confidently by practising what they want to write out loud first

Work well with a partner

One-to-one tutoring - no child is left behind.

Storybooks align with the sounds learnt in class and therefore the children are consolidating the phonics they have learnt and applying these skills in context.

A bit of technical vocabulary...

Phoneme - spoken sounds - there are about 44 in the English language

Grapheme - how we write each of the spoken sounds e.g. the spoken sounds 'f' is written using the graphemes f, ff, ph.

Red words - words that cannot be sounded out e.g. I, said, they

Green words - words that can be sounded out using our phonics

Fred talk - (Fred is the frog) he can only talk in sounds e.g. sh-o-p

Special friends- two letters that make one sound e.g. ch, th, sh

My turn, your turn- teacher teaches, the children copy

The speed sounds

Special friends...2 letters that make 1 sound

Simple Speed Sounds chart

Consonants: stretchy

f	l	m	n	r	s	v	z	sh	th	ng
										nk

Consonants: bouncy

b	c	d	g	h	j	p	qu	t	w	x	y	ch
k												

Vowels: bouncy

Vowels: stretchy

a	e	i	o	u	ay	ee	igh	ow
---	---	---	---	---	----	----	-----	----

Vowels: stretchy

oo	oo	ar	or	air	ir	ou	oy
----	----	----	----	-----	----	----	----

Complex Speed Sounds chart

Consonants: stretchy

f	l	m	n	r	s	v	z	sh	th	ng
ff	ll	mm	nn	rr	ss	ve	zz	ti		nk
ph	le	mb	kn	wr	se		s	ci		
					c					
					ce					

Consonants: bouncy

b	c	d	g	h	j	p	qu	t	w	x	y	ch
bb	k	dd	gg		g	pp		tt	wh			tch
	ck				ge							
	ch											

Vowels

a	e	i	o	u	ay	ee	igh	ow
	ea				ā-e	y	i-e	ō-e
					ai	ea	ie	oa
						e	i	o

oo	oo	ar	or	air	ir	ou	oy	ire	ear	ure
ū-e			oor	are	ur	ow	oi			
ue			ore		er					
ew			aw							
			au							

In the FSU the children move through sets 1,2 learning sounds.


How do phonics help us read?

Say "hello" to Fred.

Fred can *only* talk in sounds...

He says "c_a_t." Not cat.

We call this *Fred Talk*.



Learning to blend and segment

Assisted blending
as soon as the first 5
sounds are learnt!



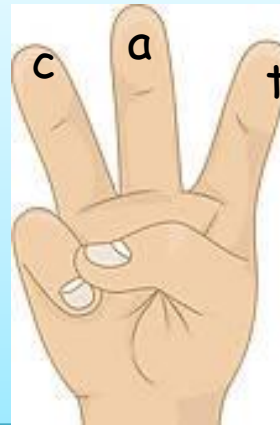
Moving towards
independent
blending

*Fred Fingers for spelling

*Say the word and
pinch on the sounds

*Eyes for reading,

*fingers for spelling!



Green words and red words

at ..	mad . . .
sad	dad . . .
sat	mat . . .

Green words - contain all the sounds we know

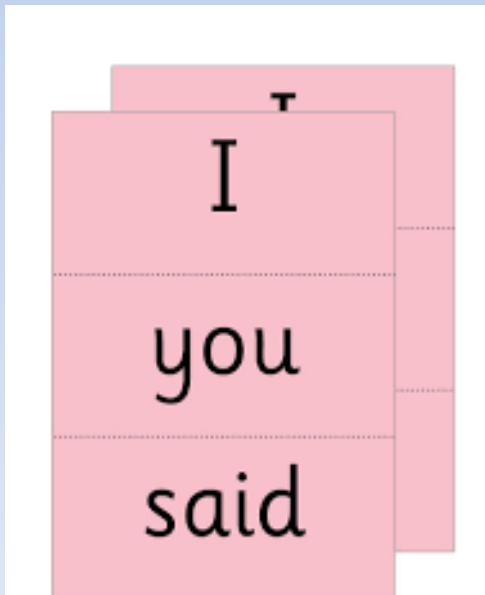
*Fred talk

*Fred in your head

*No Fred talk

Alien words!

mad	at
dad	sad
mat	sat




"If its red, its hard to Fred"

'Read, Write Inc.' Storybooks


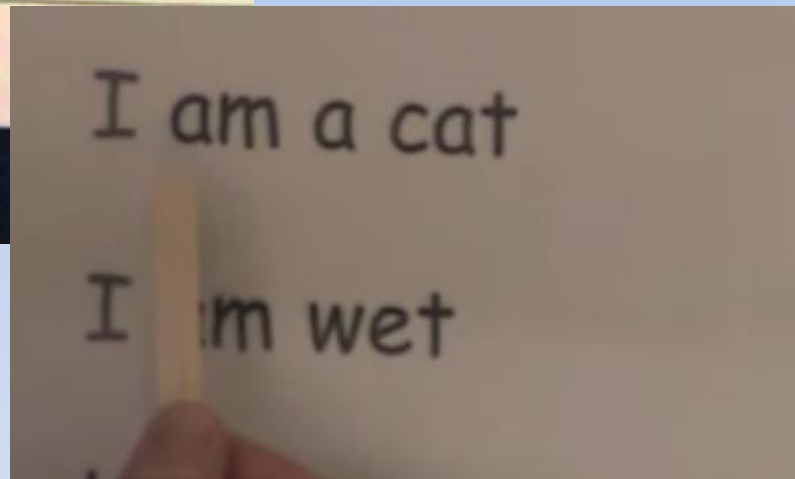
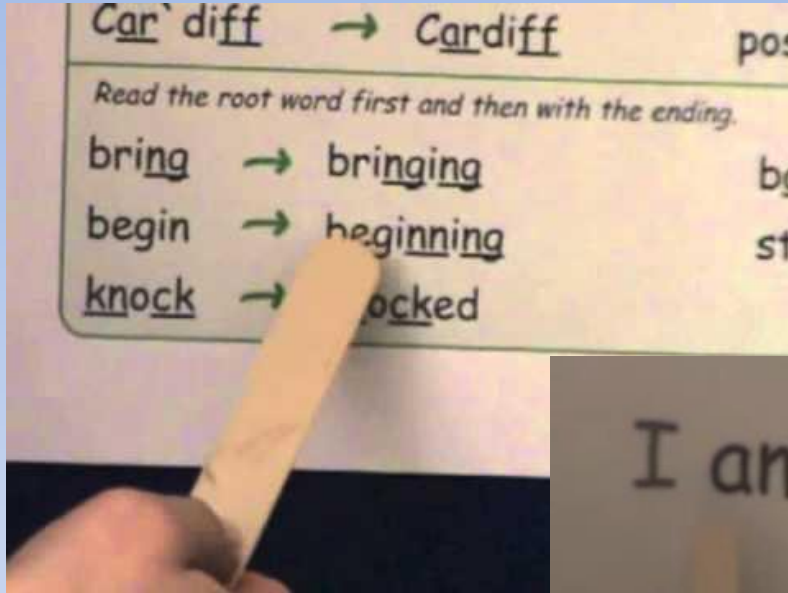
Storybooks

100 lively, decodable storybooks
levelled to children's phonic ability

New!



'Read, Write Inc.' Storybooks



How to help your child at home...



You can read stories with your child.
Relentlessly.

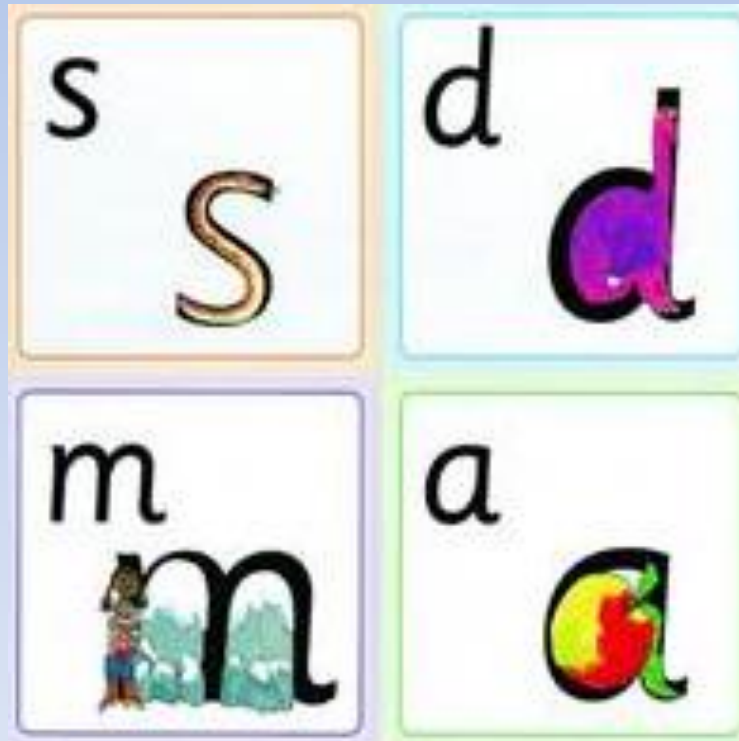
Read favourite stories to your child over and
over again

Listen to them reading their reading books
every day.

Practise the sounds taught at home using the
worksheets we send home.

You can practise pronouncing sounds.

Remember no 'fuh' and 'luh'!



You can have fun with Fred Talk.

"What a tidy r-oo-m!"

"Where's your c-oa-t?"

"Time for b-e-d!"



Please remember:

When reading with your child at home, it is meant to be easy! They are consolidating what they have learnt at school, not learning anything new. If they find it too difficult they will not enjoy reading at home. Reading is a pleasurable activity.

Thank you for coming.

If you have any questions we
now have some time to talk.

